

LIST OF ALLOTMENT AND SUB-ALLOTMENTS

As of the quarter ending December 31, 2016

Department: STATE UNIVERSITIES AND COLLEGES

Entity Name: MSU - TAWI-TAWI COLLEGE OF TECHNOLOGY AND OCEANOGRAPHY

Operating Unit:


Organization Code (UACS): 08 111 00 00000

Funding Source Code (as clustered): 01


No.	Allotments/Sub-Allotments		Funding Source		Allotments/Sub-Allotments received From Cos/Ros				Sub-Allotment to Regions/Operating Units				Total Allotments/Net of Sub-Allotments			
	Number	Date	Description	UACS Code	PS	MODE	CO	Total	PS	MODE	CO	Total	PS	MODE	CO	Total
A. Allotments received from DBM																
1	Programmed Appropriation			101 101												
2	GARO No. 2015 - 1		RLIP	1 04 102	36,000,000.00											
3	SARO No. NCR-16-0000404	Jan. 27, 2016	TLB	101 406	126,385.00											
4	SARO No. NCR-16-0000403	Jan. 27, 2016	TLB	101 406	297,955.00											
5	SARO No. NCR- 16 -0001912	March 4,2016	13th Mo.		19,800,000.00											
6	SARO No. NCR- 16 -0001914	March 4,2016	13th Mo.		2,183,000.00											
7	SARO No. NCR- 16-0004040	March 11,2016	TLB	101 406	463,673.00											
8	SARO No. NCR - 16- 0008605	Apr. 1, 2016	TLB	101 406	626,473.00											
9	SARO No. NCR - 16- 0011321	21-Apr-16	TLB	101 406	432,146.00											
10	SARO No. NCR-16- 0013614	10-May-16	TLB	101 406	646,877.00											
11	SARO No. NCR-16 - 0014256	11-May-16	Mid year		21,213,414.00											
12	SARO No. NCR -16- 0014263	11-May-16	TLB	101 406	711,342.00											
13	SARO No. NCR - 16 - 0020512	18-Jul-16	TLB	101 406	613,598.00											
14	SARO No. NCR -16 - 0020515	18-Jul-16	TLB	101 406	733,048.00											
15	SARO No. NCR - 16 -0023497	16-Aug-16	TLB	101 406	472,421.00											
16	SARO No. NCR - 16 -0024637	Aug. 16, 2016	TLB	101 406	1,075,069.00											
17	SARO No. NCR - 16 - 0024648	Aug. 24, 2016	NBC 308		177,543.00											
18	SARO No. NCR -16 - 0026757	Sept. 20, 2016	TLB	101 406	1,884,147.00											
19	SARO No. NCR -16 -0026768	Sept. 20, 2016	TLB	101 406	374,193.00											
20	SARO No. NCR -16 - 0026767	Sept. 20, 2016	TLB	101 406	1,683,733.00											
21	SARO No. NCR - 16 - 0027253	Sept. 27, 2016	TLB	101 406	697,391.00											
22	SARO No. NCR -16 - 0027296	Sept. 27, 2016	TLB	101 406	155,401.00											
23	SARO No. NCR -16 - 0027298	Sept. 27, 2017	TLB	101 406	809,300.00											
24	SARO No. NCR -16 - 0026755	Sept. 20, 2016	FLR/PY		11,000,000.00											
25	SARO No. NCR -16 -0028173	Oct. 07, 2016	TLB	101 406	1,437,399.00											
26	SARO No. NCR -16 - 0028971	Oct. 18, 2016	TLB	101 406	329,545.00											
27	SARO No. NCR -16 - 0033006	Nov. 22, 2016	TLB	101 406	994,673.00											
28	SARO No. NCR - 16 - 0034933	Dec. 12, 2016	TLB	101 406	1,826,997.00											
29	SARO No. NCR - 16 - 160036854	Dec. 21, 2016	PEI		615,000.00											
	Sub-Total															
	Total Allotments				107,380,723.00											

Summary by Funding Source Code:																

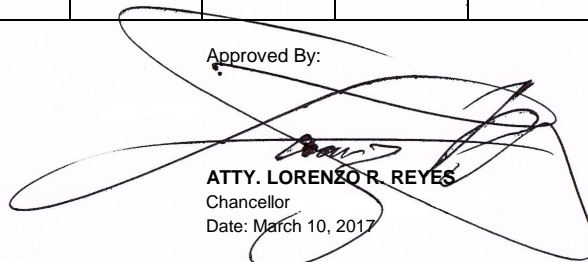
Certified Correct:


FREDDY A. JULKANAIN
 OIC - Budget Officer
 Date: March 10, 2017

Certified Correct:


ABDULKABI L. INGKOH
 Chief Accountant
 Date: March 10, 2017

Approved By:


ATTY. LORENZO R. REYES
 Chancellor
 Date: March 10, 2017