

Department: State Universities and Colleges (SUCs)

Agency: Mindanao State University

Operating Unit: Mindanao State University - Maguindanao

Organization Code (UACS): 081100400002

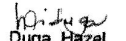
Fund Cluster: 01 - Regular Agency Fund

Authorization: 01 - Current Year Appropriations

Particulars	UACS CODE	Appropriation			Allotments					Current Year Obligations				Current Year Disbursements				Balances						
		Authorized Appropriation	Adjustments (Transfer To/From, Realignment)	Adjusted Appropriations	Allotments Received	Adjustments (Withdrawal, Realignment)	Transfer To	Transfer From	Adjusted Total Allotments	1st Quarter Ending March 31	2nd Quarter Ending June 30	3rd Quarter Ending Sept. 30	4th Quarter Ending Dec. 31	Total	1st Quarter Ending March 31	2nd Quarter Ending June 30	3rd Quarter Ending Sept. 30	4th Quarter Ending Dec. 31	Total	Unreleased Appropriations	Unobligated Allotment	Unpaid Obligations (15-20) = (23+24)	Met Yet Due and Demandable	
1	2	3	4	5=3+4	6	7	8	9	10=8+9	11	12	13	14	15=11+12+13+14	16	17	18	19	20=16+17+18+19	21=5-10	22=10-15	23	24	
Agency Specific Budget																								
Specific Budgets of National Government Agencies	0110101																							
General Administration and Support	00000100000000	33,464,000.00	7,728,255.00	41,212,255.00	41,212,255.00					41,212,255.00	9,261,062.31	10,850,768.18	6,453,802.20	16,645,262.43	41,211,485.12	9,233,646.41	8,271,363.99	9,057,322.91	14,649,151.81				789.88	
General Management and Supervision	10300100010000	33,464,000.00	7,728,255.00	41,212,255.00	41,212,255.00					41,212,255.00	9,261,062.31	10,850,768.18	6,453,802.20	16,645,262.43	41,211,485.12	9,233,646.41	8,271,363.99	9,057,322.91	14,649,151.81				789.88	
PS		32,064,000.00	1,728,255.00	33,792,255.00	33,792,255.00					33,792,255.00	8,844,250.70	9,895,783.27	6,460,836.93	30,792,253.46	38,792,253.46	8,617,144.60	7,891,676.36	8,592,593.36	8,490,836.93				1.55	
MOOE		1,420,000.00	6,000,000.00	7,420,000.00	7,420,000.00					7,420,000.00	416,800.18	378,699.53	465,018.93	8,155,029.50	7,419,231.67	416,901.61	378,699.63	464,729.55	6,158,314.88				768.33	
Administration of Personnel Benefits	10300100030000																							
PS																								
Support to Operations	00000200000000	7,197,000.00	896,404.00	8,093,404.00	8,093,404.00					8,093,404.00	1,942,366.62	2,126,105.53	1,682,338.46	2,464,593.26	8,095,404.00	1,942,366.62	2,126,105.63	1,582,338.49	2,464,593.26				8,093,404.00	
Auxiliary Services	25400200010000	7,197,000.00	896,404.00	8,093,404.00	8,093,404.00					8,093,404.00	1,942,366.62	2,126,105.53	1,682,338.46	2,464,593.26	8,095,404.00	1,942,366.62	2,126,105.63	1,582,338.49	2,464,593.26				8,093,404.00	
PS		7,002,000.00	896,404.00	7,900,404.00	7,900,404.00					7,900,404.00	1,847,626.26	2,088,220.63	1,552,322.65	2,402,234.26	7,895,404.00	1,847,626.26	2,088,220.63	1,552,322.65	2,402,234.26				7,900,404.00	
MOOE		195,000.00		195,000.00	195,000.00					195,000.00	94,740.36	27,885.00	10,015.84	62,359.00	195,000.00	94,740.36	27,885.00	10,015.84	62,359.00				195,000.00	
Operations	00000300000000	110,658,808.00	16,553,808.00	127,411,808.00	127,411,808.00					127,411,808.00	28,311,315.51	37,880,862.46	24,351,100.40	38,868,710.83	127,411,808.00	28,311,315.51	37,880,862.46	24,351,100.41	38,868,710.82				127,411,808.00	
MFO 1: HIGHER EDUCATION SERVICES	00000401000000	97,463,000.00	14,296,703.00	111,769,703.00	111,769,703.00					111,769,703.00	23,034,854.78	33,592,870.10	21,165,248.66	33,976,929.44	111,769,703.00	23,034,854.78	33,592,870.10	21,165,248.69	33,976,929.43				111,769,703.00	
Provision of Higher Education Services Including P162,468,000 for Scholarships of Poor and Deserving Students (Expanded Students' Grants-In-Aid Program) Poverty Alleviation-ESGR-PA) and P15,245,500 for Tutoring During	28400301010000	97,463,000.00	14,296,703.00	111,769,703.00	111,769,703.00					111,769,703.00	23,034,854.78	33,592,870.10	21,165,248.66	33,976,929.44	111,769,703.00	23,034,854.78	33,592,870.10	21,165,248.69	33,976,929.43				111,769,703.00	
PS		83,810,000.00	9,286,703.00	93,106,703.00	93,106,703.00					93,106,703.00	22,506,699.60	27,718,597.17	20,602,891.14	22,260,435.05	93,106,703.00	22,506,699.60	27,718,597.17	20,602,891.19	22,260,435.04				93,106,703.00	
MOOE		13,683,000.00	5,000,000.00	18,683,000.00	18,683,000.00					18,683,000.00	528,165.19	5,874,262.93	564,267.50	11,716,494.39	18,683,000.00	528,165.18	5,874,262.93	564,267.50	11,716,494.39				18,683,000.00	
CO																								
MFO 2: ADVANCED EDUCATION SERVICES	00000302000000	3,580,000.00	724,578.00	4,304,578.00	4,304,578.00					4,304,578.00	894,091.63	1,140,146.48	901,200.98	1,299,030.81	4,304,578.00	904,091.63	1,140,146.48	901,200.98	1,299,030.81				4,304,578.00	
Provision of Advanced Education Services	28400302010000	3,580,000.00	724,578.00	4,304,578.00	4,304,578.00					4,304,578.00	894,091.63	1,140,146.48	901,200.98	1,299,030.81	4,304,578.00	904,091.63	1,140,146.48	901,200.98	1,299,030.81				4,304,578.00	
PS		3,305,000.00	724,578.00	4,029,578.00	4,029,578.00					4,029,578.00	836,369.22	1,135,139.24	861,845.99	1,194,123.53	4,029,578.00	836,369.22	1,135,139.24	861,845.99	1,194,123.53				4,029,578.00	
MOOE		275,000.00		275,000.00	275,000.00					275,000.00	65,722.41	5,007.24	239,354.99	104,907.34	275,000.00	65,722.41	5,007.24	239,354.99	104,907.34				275,000.00	
MFO 3: RESEARCH SERVICES	00000303000000	5,227,000.00	890,072.00	6,117,072.00	6,117,072.00					6,117,072.00	1,210,976.00	1,746,747.12	1,153,725.93	2,005,622.95	6,117,072.00	1,210,976.00	1,746,747.12	1,153,725.93	2,005,622.95				6,117,072.00	
Conduct of Research Services	26700303010000	5,227,000.00	890,072.00	6,117,072.00	6,117,072.00					6,117,072.00	1,210,976.00	1,746,747.12	1,153,725.93	2,005,622.95	6,117,072.00	1,210,976.00	1,746,747.12	1,153,725.93	2,005,622.95				6,117,072.00	
PS		4,607,000.00	890,072.00	5,497,072.00	5,497,072.00					5,497,072.00	1,128,363.60	1,469,734.12	1,115,555.93	1,785,799.35	5,497,072.00	1,128,363.60	1,469,734.12	1,115,555.93	1,785,799.35				5,497,072.00	
MOOE		620,000.00		620,000.00	620,000.00					620,000.00	82,592.40	277,013.00	40,570.00	219,823.60	620,000.00	82,592.40	277,013.00	40,570.00	219,823.60				620,000.00	
MFO 4: TECHNICAL ADVISORY EXTENSION SERVICES	00000304000000	4,558,000.00	642,458.00	5,200,458.00	5,200,458.00					5,200,458.00	1,161,393.10	1,401,118.76	1,050,816.81	1,587,127.33	5,200,458.00	1,161,393.10	1,401,118.76	1,050,816.81	1,587,127.33				5,200,458.00	
Provision of Extension Services	28500304010000	4,558,000.00	642,458.00	5,200,458.00	5,200,458.00					5,200,458.00	1,161,393.10	1,401,118.76	1,050,816.81	1,587,127.33	5,200,458.00	1,161,393.10	1,401,118.76	1,050,816.81	1,587,127.33				5,200,458.00	
PS		4,139,000.00	642,458.00	4,781,458.00	4,781,458.00					4,781,458.00	1,082,456.34	1,270,846.80	947,656.81	1,497,486.05	4,781,458.00	1,082,456.34	1,270,846.80	947,656.81	1,497,486.05				4,781,458.00	
MOOE		419,000.00		419,000.00	419,000.00					419,000.00	95,936.76	130,271.96	103,150.00	98,641.28	419,000.00	95,936.76	130,271.96	103,150.00	98,641.28				419,000.00	
Locally-Funded Projects	00000402000000	10,000,000.00	4,000,000.00	14,000,000.00	14,000,000.00					14,000,000.00	2,900,000.00	2,900,000.00	2,900,000.00	2,900,000.00	14,000,000.00	2,900,000.00	2,900,000.00	2,900,000.00	2,900,000.00				14,000,000.00	
Water Management	00000402010000	2,000,000.00	2,000,000.00	2,000,000.00	2,000,000.00					2,000,000.00	2,000,000.00	2,000,000.00	2,000,000.00	2,000,000.00	2,000,000.00	2,000,000.00	2,000,000.00	2,000,000.00	2,000,000.00				2,000,000.00	
Water Supply	00000402010000	2,000,000.00	2,000,000.00	2,000,000.00	2,000,000.00					2,000,000.00	2,000,000.00	2,000,000.00	2,000,000.00	2,000,000.00	2,000,000.00	2,000,000.00	2,000,000.00	2,000,000.00	2,000,000.00				2,000,000.00	
Acquisition of Equipment for the Water System and Water Reservoir - USU-Maguindanao	20300402010000	2,000,000.00	2,000,000.00	2,000,000.00	2,000,000.00					2,000,000.00	2,000,000.00	2,000,000.00	2,000,000.00	2,000,000.00	2,000,000.00	2,000,000.00	2,000,000.00	2,000,000.00	2,000,000.00				2,000,000.00	
CO		2,000,000.00		2,000,000.00	2,000,000.00					2,000,000.00	2,000,000.00	2,000,000.00	2,000,000.00	2,000,000.00	2,000,000.00	2,000,000.00	2,000,000.00	2,000,000.00	2,000,000.00				2,000,000.00	
Education	00000402020000	8,000,000.00	4,000,000.00	12,000,000.00	12,000,000.00					12,000,000.00	2,900,000.00	2,900,000.00	2,900,000.00	2,900,000.00	12,000,000.00	2,900,000.00	2,900,000.00	2,900,000.00	2,900,000.00				12,000,000.00	
Tertiary Education	00000402020000	8,000,000.00	4,000,000.00	12,000,000.00	12,000,000.00					12,000,000.00	2,900,000.00	2,900,000.00	2,900,000.00	2,900,000.00	12,000,000.00	2,900,000.00	2,900,000.00	2,900,000.00	2,900,000.00</					

Particulars	UACS CODE	Authorized Appropriation	Adjustments (Transfer To/From, Realignment)	Adjusted Appropriations	Allotments Received	Adjustments (Withdrawal, Realignment)	Transfer To	Transfer From	Adjusted Total Allotments	1st Quarter				Total	2nd Quarter				Total	Unreleased Appropriations	Unobligated Allotment	Unpaid Obligations (15-20) = (23+24)		
										1st Quarter Ending March 31	2nd Quarter Ending June 30	3rd Quarter Ending Sept. 30	4th Quarter Ending Dec. 31		1st Quarter Ending March 31	2nd Quarter Ending June 30	3rd Quarter Ending Sept. 30	4th Quarter Ending Dec. 31				Due and Demandable	Not Yet Due and Demandable	
1	2	3	4	5	6	7	8	9	10	11	12	13	14	15	16	17	18	19	20	21	22	23	24	
MSU Maguindano	26400402030096	4,000,000.00		4,000,000.00	4,000,000.00				4,000,000.00				4,000,000.00	4,000,000.00				4,000,000.00	4,000,000.00					
CO		4,000,000.00		4,000,000.00	4,000,000.00				4,000,000.00				4,000,000.00	4,000,000.00				4,000,000.00	4,000,000.00					
Publication of Books on Indigenous Knowledge	26400403030087		4,000,000.00	4,000,000.00	4,000,000.00				4,000,000.00				4,000,000.00	4,000,000.00				4,000,000.00	4,000,000.00					
CO			4,000,000.00	4,000,000.00	4,000,000.00				4,000,000.00				4,000,000.00	4,000,000.00				4,000,000.00	4,000,000.00					
Sub-Total, Agency-Specifics		10,000,000.00	29,180,488.00	199,719,468.00	190,719,468.00				199,719,468.00	37,614,734.44	69,857,656.27	33,247,656.67	69,098,851.54	190,719,688.12	37,497,328.54	48,278,152.08	35,851,076.59	69,102,140.91	190,719,688.12				769.86	
PS		134,827,000.00	14,180,488.00	149,107,488.00	149,107,488.00				149,107,488.00	38,231,085.72	44,181,610.51	31,061,856.03	37,630,914.19	149,107,488.45	36,203,679.82	41,584,236.32	33,886,686.13	37,630,914.19	149,107,488.45				1.50	
MOOE		16,612,000.00	11,000,000.00	27,612,000.00	27,612,000.00				27,612,000.00	1,283,648.72	6,693,945.76	1,285,385.06	18,348,252.13	27,611,231.67	1,283,648.72	6,693,945.76	1,282,095.68	18,351,541.51	27,611,231.67				768.33	
Fin Ex																								
CO		10,000,000.00	4,000,000.00	14,000,000.00	14,000,000.00				14,000,000.00				880,314.78	13,118,885.22			880,314.78	13,118,885.22	14,000,000.00					
<b>II. Automatic Appropriations</b>																								
Retirement and Life Insurance Premiums	01164102																							
General Administration and Support	00000100000000	2,174,000.00	1,288,000.00	3,462,000.00	3,462,000.00				3,462,000.00	459,509.99	459,003.78	463,903.08	2,079,583.17	3,462,000.00	459,509.99	459,003.78	463,903.08	2,079,583.17	3,462,000.00					
General Management and Supervision	10300100010000	2,174,000.00	1,288,000.00	3,462,000.00	3,462,000.00				3,462,000.00	459,509.99	459,003.78	463,903.08	2,079,583.17	3,462,000.00	459,509.99	459,003.78	463,903.08	2,079,583.17	3,462,000.00					
PS		2,174,000.00	1,288,000.00	3,462,000.00	3,462,000.00				3,462,000.00	459,509.99	459,003.78	463,903.08	2,079,583.17	3,462,000.00	459,509.99	459,003.78	463,903.08	2,079,583.17	3,462,000.00					
Support to Operations	00000200000000	639,000.00		639,000.00	639,000.00				639,000.00	135,538.62	160,025.88	160,025.88	183,409.72	639,000.00	135,538.62	160,025.88	160,025.88	183,409.72	639,000.00					
Auxiliary Services	26400500010000	639,000.00		639,000.00	639,000.00				639,000.00	135,538.62	160,025.88	160,025.88	183,409.72	639,000.00	135,538.62	160,025.88	160,025.88	183,409.72	639,000.00					
PS		639,000.00		639,000.00	639,000.00				639,000.00	135,538.62	160,025.88	160,025.88	183,409.72	639,000.00	135,538.62	160,025.88	160,025.88	183,409.72	639,000.00					
Operations	00000300000000	9,506,000.00	24,931.00	9,532,931.00	9,532,931.00				9,532,931.00	2,016,615.68	1,969,818.38	2,002,199.32	3,514,307.43	9,532,931.00	2,016,615.68	1,969,818.38	2,002,199.32	3,514,307.43	9,532,931.00					
MFO 1: HIGHER EDUCATION SERVICES	00000901000000	8,355,000.00	24,931.00	8,379,931.00	8,379,931.00				8,379,931.00	1,772,053.66	1,794,031.26	1,798,421.46	3,195,424.82	8,379,931.00	1,772,053.66	1,794,031.26	1,798,421.46	3,195,424.82	8,379,931.00					
Provision of Higher Education Services Including P102,488,000 for Scholarship of First and Descending Students /Expanded Students/ Grants-In-Aid Program for Poverty Alleviation-ESGP-PA) and P15,248,000 for Tulung Dunung	26400301000000	8,355,000.00	24,931.00	8,379,931.00	8,379,931.00				8,379,931.00	1,772,053.66	1,794,031.26	1,798,421.46	3,195,424.82	8,379,931.00	1,772,053.66	1,794,031.26	1,798,421.46	3,195,424.82	8,379,931.00					
PS		8,355,000.00	24,931.00	8,379,931.00	8,379,931.00				8,379,931.00	1,772,053.66	1,794,031.26	1,798,421.46	3,195,424.82	8,379,931.00	1,772,053.66	1,794,031.26	1,798,421.46	3,195,424.82	8,379,931.00					
MFO 2: ADVANCED EDUCATION SERVICES	00000902000000	335,000.00		335,000.00	335,000.00				335,000.00	71,056.28	89,019.24	87,000.00	87,924.48	335,000.00	71,056.28	89,019.24	87,000.00	87,924.48	335,000.00					
Provision of Advanced Education Services	26400302010000	335,000.00		335,000.00	335,000.00				335,000.00	71,056.28	89,019.24	87,000.00	87,924.48	335,000.00	71,056.28	89,019.24	87,000.00	87,924.48	335,000.00					
PS		335,000.00		335,000.00	335,000.00				335,000.00	71,056.28	89,019.24	87,000.00	87,924.48	335,000.00	71,056.28	89,019.24	87,000.00	87,924.48	335,000.00					
MFO 3: RESEARCH SERVICES	00000903000000	437,000.00		437,000.00	437,000.00				437,000.00	92,692.80	108,819.21	108,819.21	126,668.78	437,000.00	92,692.80	108,819.21	108,819.21	126,668.78	437,000.00					
Conduct of Research Services	26700203010000	437,000.00		437,000.00	437,000.00				437,000.00	92,692.80	108,819.21	108,819.21	126,668.78	437,000.00	92,692.80	108,819.21	108,819.21	126,668.78	437,000.00					
PS		437,000.00		437,000.00	437,000.00				437,000.00	92,692.80	108,819.21	108,819.21	126,668.78	437,000.00	92,692.80	108,819.21	108,819.21	126,668.78	437,000.00					
MFO 4: TECHNICAL ADVISORY EXTENSION SERVICES	00000904000000	381,000.00		381,000.00	381,000.00				381,000.00	80,813.15	87,948.65	87,948.65	104,289.55	381,000.00	80,813.15	87,948.65	87,948.65	104,289.55	381,000.00					
Provision of Extension Services	26500304010000	381,000.00		381,000.00	381,000.00				381,000.00	80,813.15	87,948.65	87,948.65	104,289.55	381,000.00	80,813.15	87,948.65	87,948.65	104,289.55	381,000.00					
PS		381,000.00		381,000.00	381,000.00				381,000.00	80,813.15	87,948.65	87,948.65	104,289.55	381,000.00	80,813.15	87,948.65	87,948.65	104,289.55	381,000.00					
Sub-Total, Automatic Appropriations		12,321,000.00	1,312,931.00	13,633,931.00	13,633,931.00				13,633,931.00	2,611,664.49	2,618,848.00	2,626,118.28	5,777,300.32	13,633,931.00	2,611,664.49	2,618,848.00	2,626,118.28	5,777,300.32	13,633,931.00					
PS		12,321,000.00	1,312,931.00	13,633,931.00	13,633,931.00				13,633,931.00	2,611,664.49	2,618,848.00	2,626,118.28	5,777,300.32	13,633,931.00	2,611,664.49	2,618,848.00	2,626,118.28	5,777,300.32	13,633,931.00					
MOOE																								
Fin Ex																								
CO																								
<b>III. Special Purpose Fund</b>																								
Miscellaneous Personnel Benefits Fund	01101406		2,295,000.00	2,295,000.00	2,295,000.00				2,295,000.00				2,295,000.00	2,295,000.00				2,295,000.00	2,295,000.00					
Miscellaneous Personnel Benefits Fund	00000907000000		2,295,000.00	2,295,000.00	2,295,000.00				2,295,000.00				2,295,000.00	2,295,000.00				2,295,000.00	2,295,000.00					
For Payment of Compensation Adjustment	10300070700000		2,295,000.00	2,295,000.00	2,295,000.00				2,295,000.00				2,295,000.00	2,295,000.00				2,295,000.00	2,295,000.00					
PS			2,295,000.00	2,295,000.00	2,295,000.00				2,295,000.00				2,295,000.00	2,295,000.00				2,295,000.00	2,295,000.00					
Pension and Gratuity Fund	01101407		4,086,611.00	4,086,611.00	4,086,611.00				4,086,611.00				4,086,611.00	4,086,611.00				4,086,611.00	4,086,611.00					
Pension and Gratuity Fund	00000908000000		4,086,611.00	4,086,611.00	4,086,611.00				4,086,611.00				4,086,611.00	4,086,611.00				4,086,611.00	4,086,611.00					
For payment of retirement and terminal leave benefits	26200908000000		4,086,611.00	4,086,611.00	4,086,611.00				4,086,611.00				4,086,611.00	4,086,611.00				4,086,611.00	4,086,611.00					
PS			4,086,611.00	4,086,611.00	4,086,611.00				4,086,611.00				4,086,611.00	4,086,611.00				4,086,611.00	4,086,611.00					
Sub-Total, SPF			27,548,488.																					


Certified Correct:

  
Duga, Hazel

Budget Officer

Date: 15/Feb/2017

Certified Correct:




TUMBAY M. MANAP

Chief Accountant

Date:

Recommended By:



Bantas, Norma P

Director, FMS

Date: 15/Feb/2017

Approved By:



Sinsua Soriano

Agency Head/Department

Date: 15/Feb/2017

*This report was generated using the Unified Reporting System*