


MONTHLY REPORT OF DISBURSEMENTS
For the month of October, 2018

Department: State Universities and Colleges (SUCs)					Agency: MSU-Iligan Institute of Technology										Operating Unit: N/A															
Organization Code (UACS): 08093000000					Fund Cluster: 01 - Regular Agency Fund										Report Status: SUBMITTED															
PARTICULARS	CURRENT YEAR BUDGET					PRIOR YEAR'S ACCOUNTS PAYABLE					CURRENT YEAR'S ACCOUNTS PAYABLE					SUB-TOTAL	TRUST LIABILITIES				GRAND TOTAL					REMARKS				
	PS	MOOE	Fin. Exp	CO	TOTAL	PS	MOOE	Fin. Exp	CO	Sub-Total	PS	MOOE	Fin. Exp	CO	Sub-Total		TOTAL	PS	MOOE	CO	TOTAL	PS	MOOE	Fin. Exp	CO		TOTAL			
	1	2	3	4	5	6	7	8	9	10	11	12	13	14	15		16	17	18	19	20	21	22	23	24		25	26	27	
Notice of Cash Allocation (NCA)	43,884,869.83	13,655,892.10			57,540,761.93					202,993.53					10,182,870.33	10,385,863.86	10,385,863.86	68,026,425.79					43,884,869.83	13,655,892.10			57,540,761.93	68,026,425.79		
MDS Checks Issued	344,198.00	784,302.95			1,128,500.95													1,128,500.95					344,198.00	784,302.95			1,128,500.95			
Advice In Debit Account	43,840,671.83	12,871,389.15			56,712,060.98					202,993.53					10,182,870.33	10,385,863.86		66,897,624.84					43,840,671.83	12,871,389.15			56,712,060.98	66,897,624.84		
Notice of Transfer of Allocation (NTA)																														
MDS Checks Issued																														
Advice to Debit Account																														
Working Fund (NCA issued to BTr)																														
Tax Remittance Advice Issued (TRA)	4,084,111.67	1,267,867.18			5,352,078.85					18,848.49					946,506.48	964,354.97		6,316,433.82					4,084,111.67	1,267,867.18			5,352,078.85	6,316,433.82		
Cash Disbursement Ceiling (CDC)																														
Non-Cash Availment Authority (NCAA)																														
Others (CDT, BTr Docs Stamp, etc.)																														

Summary

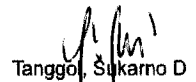
PARTICULARS	PREVIOUS REPORT	CURRENT MONTH	AS OF DATE
(1)	(2)	(3)	(4)
Total Disbursement Authorities Received			
NCA			
Working Fund			
TRA			
CDC			
NCAA			
Others (CDT, BTr Docs Stamp, etc.)			
Less: Notice of Transfer Allocations (NTA) issued			
Total Disbursements Authorities Available			
Less:			
Lapsed NCA			
Disbursements		74,342,859.61	74,342,859.61
Balance of Disbursements Authorities as of to date		(74,342,859.61)	(74,342,859.61)
Total Disbursements Program			
Less: Actual Disbursements		74,342,859.61	74,342,859.61
(Over)/Under spending-		(74,342,859.61)	(74,342,859.61)

Certified Correct:


Dela Rama, Kristela Diana May R
Agency Chief Accountant

Date: 16/Jan/2019

Approved By:


Tanggol, Sukarno D
Head of Agency or Authorized Representative

Date: 16/Jan/2019


MONTHLY REPORT OF DISBURSEMENTS
For the month of November, 2018

Department: State Universities and Colleges (SUCs)					Agency: MSU-Iligan Institute of Technology										Operating Unit: N/A														
Organization Code (UACS): 080930000000					Fund Cluster: 01 - Regular Agency Fund										Report Status: SUBMITTED														
PARTICULARS	CURRENT YEAR BUDGET					PRIOR YEAR'S ACCOUNTS PAYABLE				CURRENT YEAR'S ACCOUNTS PAYABLE				SUB-TOTAL	TRUST LIABILITIES				GRAND TOTAL				REMARKS						
	PS	MOOE	Fin. Exp	CO	TOTAL	PS	MOOE	Fin. Exp	CO	Sub-Total	PS	MOOE	Fin. Exp		CO	Sub-Total	TOTAL	PS	MOOE	CO	TOTAL	PS		MOOE	Fin. Exp	CO	TOTAL		
	1	2	3	4	5	6=(2+3+4+5)	7	8	9	10	11=(7+8+9+10)	12	13		14	15	16=(12+13+14+15)	17=(11+16)	18=(6+17)	19	20	21		22=(19+20+21)	23	24	25	26	27=(23+24+25+26)
Notice of Cash Allocation (NCA)	78,293,248.45	10,336,738.56			88,629,987.01	133,676.79			10,129,320.36	10,262,997.15					10,262,997.15	10,262,997.15	98,892,984.16					78,293,248.45	10,470,415.35			10,129,320.36	98,892,984.16		
MDS Checks Issued	3,039,015.63	62,813.45			3,101,829.08											3,101,829.08						3,039,015.63	62,813.45				3,101,829.08		
Advice to Debit Account	75,254,232.82	10,273,925.11			85,528,157.93	133,676.79			10,129,320.36	10,262,997.15					10,262,997.15	10,262,997.15	95,791,155.08					75,254,232.82	10,407,801.80			10,129,320.36	95,791,155.08		
Notice of Transfer of Allocation (NTA)																													
MDS Checks Issued																													
Advice to Debit Account																													
Working Fund (NCA Issued to BTr)																													
Tax Remittance Advices Issued (TRA)	9,670,915.08	1,276,811.51			10,947,726.59	16,511.98			1,251,190.86	1,267,702.84					1,267,702.84	1,267,702.84	12,215,429.43					9,670,915.08	1,293,323.49			1,251,190.86	12,215,429.43		
Cash Disbursement Ceiling (CDC)																													
Non-Cash Availment Authority (NCAA)																													
Others (CDT, BTr Docs Stamp, etc.)																													

Summary

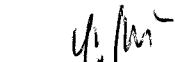
PARTICULARS	PREVIOUS REPORT	CURRENT MONTH	AS OF DATE
(1)	(2)	(3)	(4)
Total Disbursement Authorities Received			
NCA			
Working Fund			
TRA			
CDC			
NCAA			
Others (CDT, BTr Docs Stamp, etc.)			
Less: Notice of Transfer Allocations (NTA) Issued			
Total Disbursements Authorities Available			
Less:			
Lapsed NCA			
Disbursements		111,108,413.59	111,108,413.59
Balance of Disbursements Authorities as of to date		(111,108,413.59)	(111,108,413.59)
Total Disbursements Program			
Less: * Actual Disbursements		111,108,413.59	111,108,413.59
(Over)/Under spending-		(111,108,413.59)	(111,108,413.59)

Certified Correct:


Deja Rama, Kristela Diana May R
Agency Chief Accountant

Date: 16/Jan/2019

Approved By:


Tanggo, Sykarno D
Head of Agency or Authorized Representative

Date: 16/Jan/2019


MONTHLY REPORT OF DISBURSEMENTS
For the month of December, 2018

Department: State Universities and Colleges (SUCs)					Agency: MSU-Iligan Institute of Technology										Operating Unit: N/A												
Organization Code (UACS): 080930000000					Fund Cluster: 01 - Regular Agency Fund										Report Status: SUBMITTED												
PARTICULARS	CURRENT YEAR BUDGET					PRIOR YEAR'S ACCOUNTS PAYABLE					CURRENT YEAR'S ACCOUNTS PAYABLE					SUB-TOTAL	TRUST LIABILITIES				GRAND TOTAL					REMARKS	
	PS	MOOE	Fin. Exp	CO	TOTAL	PS	MOOE	Fin. Exp	CO	Sub-Total	PS	MOOE	Fin. Exp	CO	Sub-Total		TOTAL	PS	MOOE	CO	TOTAL	PS	MOOE	Fin. Exp	CO		TOTAL
1	2	3	4	5	6=(2+3+4+5)	7	8	9	10	11=(7+8+9+10)	12	13	14	15	16=(12+13+14+15)	17=(11+16)	18=(8+17)	19	20	21	22=(19+20+21)	23	24	25	26	27=(23+24+25+26)	28
Notice of Cash Allocation (NCA)	73,357,903.92	12,416,540.41			85,774,444.33		9,800.00			9,800.00						9,800.00	85,794,244.33					73,357,903.92	12,426,340.41			85,784,244.33	
MDS Checks Issued	2,051,181.91	1,047,482.88			3,098,664.79												3,098,664.79					2,051,181.91	1,047,482.88			3,098,664.79	
Advice to Debit Account	71,306,722.01	11,369,057.53			82,675,779.54		9,800.00			9,800.00						9,800.00	82,685,579.54					71,306,722.01	11,378,857.53			82,685,579.54	
Notice of Transfer of Allocation (NTA)																											
MDS Checks Issued																											
Advice to Debit Account																											
Working Fund (NCA issued to BTr)																											
Tax Remittance Advices Issued (TRA)	6,228,723.22	1,054,272.13			7,282,995.35				832.11	832.11						832.11	7,283,827.46					6,228,723.22	1,054,272.13		832.11	7,283,827.46	
Cash Disbursement Calling (CDC)																											
Non-Cash Availment Authority (NCAA)																											
Others (CDT, BTr Docs Stamp, etc.)																											

Summary


PARTICULARS	PREVIOUS REPORT	CURRENT MONTH	AS OF DATE
(1)	(2)	(3)	(4)
Total Disbursement Authorities Received			
NCA			
Working Fund			
TRA			
CDC			
NCAA			
Others (CDT, BTr Docs Stamp, etc.)			
Less: Notice of Transfer Allocations (NTA)* Issued			
Total Disbursements Authorities Available			
Less:			
Lapsed NCA			
Disbursements		93,068,071.79	93,068,071.79
Balance of Disbursements Authorities as of to date		(93,068,071.79)	(93,068,071.79)
Total Disbursements Program			
Less: * Actual Disbursements		93,068,071.79	93,068,071.79
(Over)/Under spending-		(93,068,071.79)	(93,068,071.79)

Certified Correct:


Dela Rama, Kristela Diana May R
Agency Chief Accountant

Date: 16/Jan/2019

Approved By:



Tanggol Sijkarno D
Head of Agency or Authorized Representative

Date: 16/Jan/2019


QUARTERLY REPORT OF REVENUE AND OTHER RECEIPTS
As of the Quarter Ending December 31, 2018
(In Pesos)

Department: State Universities and Colleges (SUCs)			Agency: MSU-Iligan Institute of Technology					Report Status: SUBMITTED						
Operating Unit: N/A			Organization Code (UACS): 080930000000											
CLASSIFICATION / SOURCES OF REVENUE AND OTHER RECEIPTS	UACS Code	REVENUE TARGET (Annual)	ACTUAL REVENUE AND OTHER RECEIPTS COLLECTIONS					CUMULATIVE REMITTANCE /DEPOSITS TO DATE			VARIANCE		REMARKS	
			1st Quarter	2nd Quarter	3rd Quarter	4th Quarter	TOTAL	Remittance to BTr	Deposited with AGDB	Total	Amount	%		
1	2	3	4	5	6	7	8=(4+5+6+7)	9	10	11=(9+10)	12=(8-3)	13=(12/3)	14	
General Fund (formerly Fund 101)														
Special Account in the General Fund (formerly Fund 105, 183, 401, 151-159)														
Off-Budget Accounts (formerly Fund 161 to 164, etc.)														
Registration Fees	4020102000	1,121,854.39	26,920.00	222,240.00	38,440.00	67,100.00	354,700.00				(767,154.39)	-0.68		
Certification Fees	4020104002	626,039.26	164,570.00	184,953.00	122,450.00	93,485.00	565,458.00				(60,581.26)	-0.1		
Other Processing Fees	4020113099	4,834,478.16	87,863.00	106,730.00	89,260.00	48,860.00	332,713.00				(4,501,765.16)	-0.93		
Fines and Penalties - Service Income	4020114000	347,178.47	12,249.00	11,421.00	5,859.00	4,186.50	33,715.50				(313,462.97)	-0.9		
Other Service Income	4020199099	6,896,244.32	4,069,070.22	5,232,012.02	1,936,838.94	8,482,380.70	19,720,301.88				13,024,057.56	1.94		
Tuition Fees	4020201001	52,243,639.10	2,968,530.50	13,706,244.50	5,085,661.00	9,786,729.01	31,527,165.01				(20,716,474.09)	-0.4		
Income Collected from Students	4020201002	44,541,876.69	2,679,063.75	3,771,887.00	2,754,946.25	6,331,679.25	15,537,576.25				(29,004,300.44)	-0.65		
Seminar/Training Fees	4020204000	5,255,467.87		58,800.00		124,400.00	183,200.00				(5,072,267.87)	-0.97		
Rent/Lease Income	4020205000	159,542.30	189,280.00	302,760.00	183,200.00	101,760.00	777,000.00				617,457.70	3.87		
Other Sales	4020216099	100,425.15	9,668.00	21,335.00	9,800.00	11,300.00	52,103.00				(48,322.15)	-0.48		
Others	4020221099	1,124,968.77		17,496.70	362,732.30		380,229.00				(744,739.77)	-0.66		
Other Business Income	4020299099	9,722,741.04	760,096.60	816,756.62	229,141.50	356,255.75	2,162,250.47				(7,560,490.57)	-0.78		
Income from Grants and Donations in Kind	4040202000	10,707.52									(10,707.52)	-1		
Other Gains	4050199000	773,243.69	459,960.29	496,914.58	207,078.55	154,782.99	1,318,734.41				545,490.72	0.71		
Sale of Garnished/Confiscated/Abandoned/Seized Goods and Properties	4060101000	409,821.20	155,952.10	31,779.30	12,975.00	47,585.35	248,291.75				(161,529.45)	-0.39		
Custodial Funds (formerly Fund 101-184, 187)														
TOTAL		127,968,227.93	11,583,223.46	24,981,329.72	11,038,380.54	25,590,504.55	73,193,438.27				(54,774,789.66)	-0.43		

Certified Correct:


 Dela Rama, Kristela Diana May R
 Agency Chief Accountant
 Date: 16/Jan/2019

Approved By:


 Tanggol, Sukarno D
 Head of Agency/Department
 Secretary
 Date: 16/Jan/2019